


SeaGems®

Gem quality finish accents.
Now available to the swimming pool industry!


SeaGems® Accent your pool finish using authentic gem quality shell with no two pieces being the same; each piece reflects their natural luster and iridescence.

Products are a proprietary mix of a unique quality of natural abalone shell which is easily applied topically to the pool finish application.

SeaGem® shown using Quartzscapes Marlin Blue



SeaGem® shown using Stonescapes Black Mini Pebble



The **SeaGem®** mix is designed for the enhancement of pool finishes using standard industry practices and is available in six pound bags for ease in application.

Pool Finish Note: Please wet sample before viewing. For use in water oriented designs, consult with your pool finish applicator to determine use and the amount of shell chip for your project. Due to the nature of the material and variables of water chemistry, changes of color or brilliance may occur.

© 2011 All rights reserved - MATRIX Z, LLC
(TF) 800.657.7866 • (P) 954.522.7866 • (F) 954.462.6420
Fort Lauderdale, Florida USA

www.matrix-z.com

MATRIX Z, LLC makes no guarantee or warranty, expressed or implied, including, without limitation, warranties of fitness or merchantability with respect to these products.





SeaGem® shown using Quartzscapes Marlin Blue



Step 1: Diamond Brite Application using Aqua Quartz



Step 2: Applying Shell Chip Abalone Mix



Step 3: Seeding Steps Application




Step 4: Step Trolling Shell Chip



Step 5: Trolling



Step 6: Applying Acid Finish



Step 7: Before Water Fill



Step 8: After Water Fill

(TF) 800.657.7866 • (P) 954.522.7866 • (F) 954.462.6420 • Fort Lauderdale, Florida USA

www.matrix-z.com

© 2011 All rights reserved - MATRIX Z, LLC